



*Indian River Equipment  
Company*  
2111 Smith Avenue  
Chesapeake, Virginia 23320  
(757) 424-5656

## **Plug It Product Index**

(click product name to see more)

[\*\*100 Series: Pneumatic Single\*\*](#)

[\*\*200 Series: Pneumatic Single Size w/Bypass\*\*](#)

[\*\*250 Series: Single Size High Flow Divertors\*\*](#)

[\*\*280 Series: Single Size Variable Plugs\*\*](#)

[\*\*300 Series: Disc Plugs\*\*](#)

[\*\*400 Series: Flow Diverters Multi Size\*\*](#)

[\*\*450 Series: Multi Size Steam Process Plugs\*\*](#)

[\*\*460 Series: Single Size Steam Process Plugs\*\*](#)

[\*\*500 Series: Multi Pipe Plugs With Seal Ribs\*\*](#)

[\*\*600/650 Series: Multi Plugs / Leak Locators\*\*](#)

[\*\*601 Series: Protective Over-Sleeves\*\*](#)

[\*\*610/660 Series: Torpedo\*\*](#)

[\*\*700 Series: Multi Size Wash Ball\*\*](#)

[\*\*800 Series: High Pressure Pipe Plugs\*\*](#)

[\*\*900 Series: Multi Size Joint Tester/Grout\*\*](#)

[\*\*925 Series: Multi Size Collapsible Joint Tester/Grout\*\*](#)

[\*\*950 Series: Single Size Pipe Joint Testers/Grout\*\*](#)

[\*\*1000 Series: Vacuum Test Equipment\*\*](#)

[\*\*1100 Series: Air Test Equipment\*\*](#)

[\*\*Deflection Gauges, Mandrals and Proving Rings\*\*](#)

[\*\*HT Series - Mechanical Plugs\*\*](#)

[\*\*ME Series - Mechanical Plugs\*\*](#)

[\*\*WE Series - Clean Out & Lateral Plugs\*\*](#)

[\*\*Inflation Ropes/Hoses & Accessories\*\*](#)




*Indian River Equipment Company*  
 2111 Smith Avenue  
 Chesapeake, Virginia 23320  
 (757) 424-5656

### Series 100 Pneumatic Single Size



- User Friendly
- Exceeds Industry Standards
- Economical
- 1 Piece Forged Zinc Plated Eyelets
- Field Replaceable Inflation Fitting
- Positive Seal Rib
- Manufactured From All Natural, Soft, Durable Rubber
- Pole Attachment Available



Go to Rope/Hose page

100 SERIES: PNEUMATIC SINGLE SIZE							
Part Number	Size Range	Diam. Inches	Length Inches	Weight Pounds	Required Inflation Pressure PSIG	Allowable Backpressure	
						Air PSIG	Water FT. HD.
100-4	3.5-4.5	3.5	6.0	1.5	25	10	25
100-6	5.0-6.5	5.0	7.5	2.4	25	10	25
100-8	7.0-8.5	7.0	9.5	4.8	25	10	25
100-10	9.0-10.5	9.0	12.0	7.6	20	10	25
100-12	11.0-12.5	11.0	13.5	14.2	20	10	25
100-15	13.5-15.5	13.5	17.5	24.4	25	10	25
100-18	16.5-18.5	16.25	19.5	35.0	25	10	25
100-21	18.5-21.5	18.25	24.0	42.8	20	8	20

## Series 200 Pneumatic Single Size w/Bypass



- User Friendly
- Exceeds Industry Standards
- All Aluminum bypass
- NPT Male Pipe Thread
- Economical
- 1 Piece Forged Zinc Plated Eyelets
- Field Replaceable Inflation Fitting
- Positive Seal Ribs
- Manufactured From All Natural, Soft, Durable Rubber
- Pole Attachment Available
- Comes With PVC Cap



Go to Rope/Hose page

200 SERIES: PNEUMATIC SINGLE SIZE WITH BYPASS								
Part Number	Size Range	Diam. Inches	Length Inches	Weight Pounds	Bypass Size NPT(M)	Required Inflation Pressure PSIG	Allowable Backpressure	
							Air PSIG	Water FT. HD.
200-4-1	3.5-4.5	3.5	8.0	1.8	1"	25	10	25
200-6-1	5.0-6.5	5.0	8.5	2.6	1"	25	10	25
200-8-2	7.0-8.5	7.0	10.0	5.2	2"	25	10	25
200-10-	9.0-10.5	9.0	13.0	9.6	3"	20	10	25
200-12-	11.0-12.5	11.0	15.0	17.4	4"	20	10	25
200-15-	13.5-15.5	13.5	19.0	27.8	4"	25	10	25
200-18-	16.5-18.5	16.	21.0	40.0	4"	25	10	25
200-21-	18.5-21.5	18.	25.0	48.6	4"	20	8	20

## Series 250 SINGLE SIZE HIGH FLOW DIVERTERS FOR MANHOLE REHAB



Go to Rope/Hose page




- Use for Tie-in's to Structures
- Largest Bypass Available
- Eliminate Pumping Around When Working in Manholes or Structures
- All Aluminum Construction
- User Friendly - Easy to Work With
- For Manhole Rehab or Modifications
- Makes Ventilation Easier for Confined Space Entry
- Sold Individually



When Ordering Bypass Hose Part #255: Specify size in inches and length in feet.

250 SERIES: SINGLE SIZE HIGH FLOW DI-					255 SERIES: FLEXIBLE BYPASS HOSE	
Part	Size	Diam.	Length	Bypass Size	Inches	
250-6	6	5.0	12.0	4	4	
250-8	8	7.0	12.0	6	6	
250-10	10	9.0	15.0	8	8	
250-12	12	11.0	18.0	10	10	
250-15	15	13.5	18.0	12	12	
250-18	18	16.0	18.0	14	14	
250-21	21	19.5	18.0	18	18	
250-24	24	22.5	18.0	20	20	
250-27	27	25.5	18.0	24	24	
250-30	30	28.5	18.0	24	24	


## 280 SERIES: SINGLE SIZE VARIABLE PLUGS



OPEN-UNINFLATED



PARTIALLY IN-  
FLATED



INFLATED

- **No Confined Space Entry Necessary to Control Flow or to Place Plug!**
- **Great for T.V. Van Applications**
- **Open or Close Interior Bladder Remotely**
- **Use in Rehab, Re-lining, & New Construction**
- **Seals 98% of Flow - Not for Air Testing**
- **US Patent # 6361015**



Go to Rope/Hose page

280 SERIES: SINGLE SIZE VARIABLE PLUGS							
Part Number	Size Range	Diam. Inches	Length Inches	Weight Pounds	Required Inflation Pressure PSIG	Allowable Backpressure	
						Air PSIG	Water FT. HD.
280-6	6	5	12	6	25	10	25
280-8	8	7	12	9	25	10	25
280-10	10	9	15	16	25	10	25
280-12	12	10	18	23	20	10	25
280-15	15	13.5	18	37	20	10	25

280 SERIES: INFLATION ROPE AND HOSE	
Part Number	Size Range
275-10	10
275-20	20
275-30	30
275-40	40

## 300 SERIES: Disc Plugs



- All Steel Construction
- Extra Heavy Duty Rubber Bladder
- Excellent in Confined Areas
- Can Be Sectioned to Fit Through Manholes
- Custom Fabrication Available Upon Request



300 SERIES: DISC PLUGS					
Part Number	Diam. Inches	Length Inches	Required Inflation Pressure PSIG	Allowable Backpressure	
				Air PSIG	Water FT. HD.
300-24	23.0	4.0	65	5	10
300-27	26.0	4.0	65	5	10
300-30	29.0	4.0	65	5	10
300-33	32.0	4.0	65	5	10
300-36	35.0	4.0	65	5	10
300-39	38.0	4.0	65	5	10
300-42	41.0	4.0	65	5	10
300-45	44.0	4.0	65	5	10
300-48	47.0	4.0	65	5	10
300-54	53.0	4.0	65	5	10
300-60	59.0	4.0	65	5	10
300-66	65.0	4.0	65	5	10
300-72	71.0	4.0	65	5	10
300-78	77.0	4.0	65	5	10
300-84	83.0	4.0	65	5	10
300-90	89.00	4.0	65	5	10
300-96	95.00	4.0	65	5	10

## 400 Series: Flow Diverters Multi Size




- **Durable, Rugged, Aluminum Construction**
- **Pump/Rental Industry Approved**
- **All Aluminum Body Inflation Port Not In Bladder**
- **2 Ply Polyester Reinforced**
- **Male NPT Threads PVC Caps Provided Thru 6" Bypass**
- **Heavy Duty Bladder 40 PSI Inflation Pressure**
- **1 Piece Forged Steel Eyelets**
- **Factory Repairable/Replaceable Bladder**



400 Series: Flow Diverters Multi Size									
Part Number	Size Range	Diam. Inches	Length Inches	Bypass Size NPT(M)	Weight Pounds	Required Inflation Pressure PSIG	Pipe Size Inches	Allowable Backpressure	
								Air PSIG	Water FT. HD.
400-48-2	4.0-8.0	3.75	22.0	2"	6.8	40	4	15	45
								6	40
								8	35
400-610-3	5.5-	5.25	22.0	3"	12.8	40	6	15	45
								8	40
								10	35
400-812-3	7.0-	6.50	22.0	3"	17.8	40	8	15	45
400-812-4				4"			10	15	40
							12	10	35
400-1016-3	9.0-	8.5	22.0	3"	25.8	40	10	15	45
400-1016-4				4"			12	15	45
400-1016-6				6"			15	10	35
400-1218-4	10.5-	10.0	22.0	4"	34.0	40	12	15	40
400-1218-6				6"			15	15	35
400-1218-8				8"			18	10	30
400-1218-10				10"					
400-1521-4	14.0-	13.5	24.0	4"	46.0	40	15	15	40
400-1521-6				6"			18	15	35
400-1521-8				8"			21	10	30
400-1521-10				10"					



## 400 Series: Flow Diverters Multi Size



- **Durable, Rugged, Aluminum Construction**
- **Pump/Rental Industry Approved**
- **All Aluminum Body**
- **Inflation Port Not In Bladder**
- **2 Ply Polyester Reinforced**
- **Male NPT Threads**
- **PVC Caps Provided Thru 6" Bypass**
- **12" and Larger Bypass (Flanged Plate)**
- **Heavy Duty Bladder**
- **40 PSI Inflation Pressure**
- **1 Piece Forged Steel Eyebolts**
- **Factory Repairable/Replaceable Bladder**

400 Series: Flow Diverters Multi Size									
Part Number	Size Range	Diam. Inches	Length Inches	Bypass Size NPT(M)	Weight Pounds	Required Inflation Pressure PSIG	Pipe Size Inches	Allowable Backpressure	
								Air PSIG	Water FT.
400-1824-4	16.5-24.0	16.0	24.5	4"	58.0	40	18	15	40
400-1824-6				6"	59.0		20	15	35
400-1824-8				8"	60.0		21	15	35
400-1824-10				10"	61.0		24	10	30
400-1830-4				16.5-30.0	16.0		41.0	4"	100.0
400-1830-6				6"	101.0		21	15	35
400-1830-8				8"	102.0		24	15	35
400-1830-10				10"	103.0		30	10	30
400-2436-4				22.0-36.0	21.5		41.0	4"	135.0
400-2436-6				6"	136.0		27	15	35
400-2436-8				8"	137.0		30	15	35
400-2436-10				10"	138.0		36	10	30
400-3648-24				34.0-48.0	33.0				182.0
BYPASS AVAILABLE THRU 24"							39	10	25
							42	8	20
							48	5	20
400-4860-36	46.0-60.0	45.0			250.0	40	48	8	20
BYPASS AVAILABLE THRU 36"							54	8	20
							60	5	15

(Special Adaptor Made for All Bypass Diameters)



## 450 SERIES: MULTI SIZE STEAM PROCESS PLUGS

- All Aluminum Construction
- Field Tested & Approved by CIPP Contractors
- DuPont Kevlar® Reinforced
- Long Lasting - More Cycles Per Use
- All with 2" MIP Bypass
- Factory Repairable/Replaceable Bladder



450 SERIES: MULTI SIZE STEAM PROCESS PLUGS KEVLAR REINFORCED					
Part Number	Size Range	Diam. Inches	Length Inches	Bypass Size NPT(M)	Required Inflation Pressure PSIG
450-48-2	4.0-8.0	3.75	22.0	2"	40
450-610-2	6.0-10.0	5.25	22.0	2"	40
450-812-2	8.0-12.0	6.5	22.0	2"	40
450-1015-2	10.0-15.0	8.5	22.0	2"	40
450-1218-2	12.0-18.0	10.0	22.0	2"	40
450-1521-2	15.0-21.0	13.5	24.0	2"	40
450-1824-2	18.0-24.0	16.0	24.5	2"	40

## 460 SERIES: SINGLE SIZE STEAM PROCESS PLUGS

- All Aluminum Construction
- Field Tested & Approved by CIPP Contractors
- DuPont Kevlar® Reinforced
- Long Lasting - More Cycles Per Use
- All with 2" MIP Bypass
- Factory Repairable/Replaceable Bladder



460 SERIES: SINGLE SIZE STEAM PROCESS PLUGS KEVLAR					
Part Number	Size Range	Diam. Inches	Length Inches	Bypass Size NPT(M)	Required Inflation
460-4	4	2.5	12.0	1"	40
460-6	6	3.75	12.0	2"	40
460-8	8	5.25	12.0	2"	40
460-10	10	6.5	12.0	2"	40
460-12	12	8.5	12.0	2"	40
460-15	15	10.0	12.0	2"	40
460-18	18	13.5	15.0	2"	40
460-21	21	16.0	15.0	2"	40
460-24	24	19.0	15.0	2"	40

## 500 SERIES: MULTI PIPE PLUGS WITH SEAL RIBS



- Built with DuPont Kevlar®
- 1 Piece Forged Steel Zinc Plated Eyelets
- Positive Seal Ribs
- Safety Pressure Relief Valves
- Pole Attachment Available
- Extra Thick, Soft, Durable Rubber

500 SERIES: MULTI PIPE PLUGS WITH SEAL RIBS								
Part Number	Size Range	Diam. Inches	Length Inches	Weight Pounds	Required Inflation Pressure PSIG	Allowable Backpressure		
						Pipe Size Inches	Air PSIG	Water FT.
500-48	3.8-8.0	3.5	20.0	3.6	40	4	15	40
						6	15	35
						8	10	30
500-	5.0-	4.85	21.0	6.4	35	6	15	40
						8	15	35
						10	10	35
500-	7.5-	7.0	22.0	10.2	35	8	15	40
						10	15	35
						12	10	35
500-	9.5-	9.0	23.0	15.0	35	10	15	40
						12	15	35
						15	10	35
						16	10	30
500-	11.5-	11.0	25.0	21.5	35	12	15	40
						15	15	35
						18	10	35
500-	14.0-	13.25	28.0	30.0	35	15	15	40
						18	15	35
						21	10	35

## 600 & 650 SERIES: MULTI PLUGS / LEAK LOCATORS



- 1 Piece Forged Steel Zinc Plated Eyelets
- Ozone Protected Rubber Surface
- Sturdy Steel Internal End Plates w/ Inflation & Test-Thru Ports
- Wrapped Finished Surface
- Extra 1/4" Thickness - No Oversleeve Necessary
- Factory Repairable Bladder - no Patches - Vulcanized
- Higher Inflation Pressure For Increased Safety Margin
- Protected with Pressure Relief Valve to Help Prevent Over-Inflation



Go to Rope/Hose page

600 & 650 SERIES: MULTI PLUGS / LEAK LOCATORS								
Part Number	Size Range	Diam. Inches	Length Inches	Weight Pounds	Required Inflation Pressure PSIG	Pipe Size Inches	Allowable Backpressure	
							Air PSIG	Water FT. HD.
600-46	3.8-	3.5	13.0	2.5	35	4	10	25
650-46						6	10	25
600-610	5.5-	5.0	22.0	7.2	35	6	15	40
650-610						8	15	35
						10	15	35
600-812	7.5-	7.0	22.5	10.0	35	8	15	40
650-812						10	15	35
						12	15	35
600-1016	9.0-	8.75	25.0	15.8	35	10	15	40
650-1016						12	15	35
						15	15	35
600-1218	11.0-	10.5	28.0	21.6	35	12	15	40
650-1218						15	15	35
						18	15	35

600 & 650 SERIES: MULTI PLUGS / LEAK LOCATORS (cont.)

Part Number	Size Range	Diam. Inches	Length Inches	Weight Pounds	Required Inflation Pressure PSIG	Pipe Size Inches	Allowable Backpressure	
							Air PSIG	Water FT. HD.
600-	13.5-	13.0	31.5	29.8	35	15	15	40
650-						18	15	35
						21	10	30
600-	16.0-	15.25	35.5	38.6	35	18	15	40
650-						21	15	35
						24	10	30
600-	16.5-	16.0	48.0	68.0	25	18	15	40
650-						21	15	35
						24	10	35
						30	10	30

## LARGER SIZES



600 & 650 SERIES: MULTI SIZE PIPE PLUGS / LEAK LOCATORS (cont.)

\*The Following Products are "Kevlar Reinforced"

Allowable Backpressure

Part Number	Size Range	Diam. Inches	Length Inches	Weight Pounds	Required Inflation Pressure PSIG	Pipe Size Inches	Water FT. HD.	
						Air PSIG		
600-2036	18.5-36.0	18.0	65.0	98.0	25	20	15	40
650-2036						24	15	35
						30	10	35
						36	10	30
600-2448	22.5-48.0	21.5	90.0	150.0	25	24	15	40
650-2448						30	15	35
						36	15	35
						42	10	30
						48	10	25
675-	22.0-48.0	21.5	90.0	180.0	25	24	15	35
675-						30	15	35
						36	15	30
						42	10	30
						48	10	25
600-3660	35.0-60.0	34.0	90.0	245	20	36	15	35
650-3660						42	15	35
						48	13	30
						54	10	25
						60	8	20
600-4872	47.0-72.0	46.0	90.0	334	20	48	15	35
650-4872						54	13	30
						60	10	25
						66	8	20
						72	5	18

## 601 Protective Oversleeves



Protective Oversleeves		
For Use With...	Part Number	Thickness
<b>600/650-1824</b>	<b>601-1824</b>	<b>1/4</b>
<b>600/650-1830</b>	<b>601-1830</b>	<b>1/4</b>
<b>600/650-2036</b>	<b>601-2036</b>	<b>1/4</b>
<b>600/650-2448</b>	<b>601-2448</b>	<b>1/4</b>
<b>600/650-3660</b>	<b>601-3660</b>	<b>1/4</b>
<b>600/650-4872</b>	<b>601-4872</b>	<b>1/4</b>



# 610 & 660 SERIES: TORPEDO



**Stop pulling manhole cones to get plugs down manholes!**

At Last! A large plug that will get past small openings, stay flexible, and hold back pressures up to 40 ft. head or 10-15 PSI. This plug will easily pass through a 15" opening. The bladder is the same rugged, durable DuPont® Kevlar reinforced bladder Plug-It Products is known for. All these features while priced with our competitors old style plugs!

**Compact Diameter for EASY Installation of Plug into Small Openings!**

610-2448 SHOWN IN 24" MAN-

610 & 660 SERIES: TORPEDO							
Part Number	Size Range INCHES	Length INCHES	Weight LBS.	Required Inflation Pressure PSIG	Pipe Size INCHES	Air PSIG	Water FT.HD.
610-2448	22.5-48.0	106.0	150.0	25	24	15	40
660-2448					30	15	35
					36	15	35
					42	10	30
					48	10	25
<b>LARGER SIZES COMING SOON!</b>							

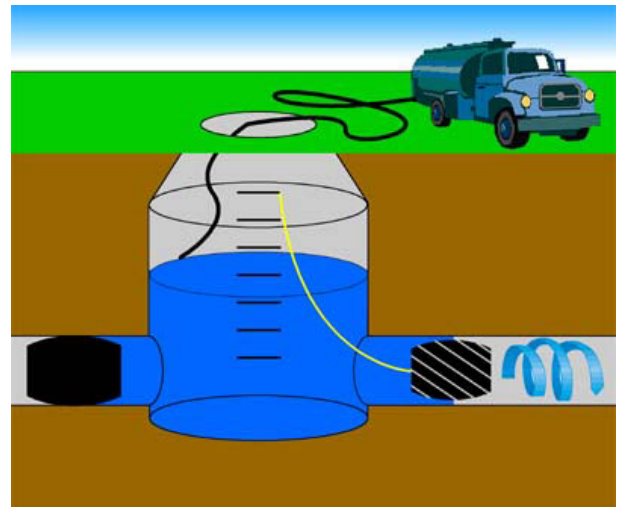


## 700 SERIES: MULTI SIZE WASH BALL



- POLYESTER REINFORCED
- 5/8" THICK RUBBER
- MULTI SIZE
- STEEL ZINC PLATED SWIVEL
- FIELD REPLACEABLE INFLATION VALVE
- LASTS LONGER, SAVES MONEY

700 SERIES: MULTI SIZE WASH BALL				
Part Number	Size Range	Diam. Inches	Length Inches	Weight Pounds
700-4	3.5-4.5	3.0	6.0	3.0
700-68	5.0-8.0	4.5	14.0	6.0
700-812	7.0-12.0	6.5	22.0	8.0
700-1015	9.0-15.0	8.5	22.5	12.0
700-1218	11.0-18.0	10.5	25.0	19.0
700-1521	14.0-21.0	13.5	28.0	25.0
700-1824	17.0-24.0	16.5	31.5	35.0
700-2030	19.0-30.0	18.5	35.5	50.0
700-2033	19.0-33.0	18.5	48.0	75.0
700-2436	24.0-36.0	20.5	65.0	100.0
700-3048	30.0-48.0	22.5	90.0	175.0
700-4860	48.0-60.0	35.0	92.0	295.0



## 800 SERIES: HIGH PRESSURE PIPE PLUGS



- 3 PLY DuPont KEVLAR® REINFORCED
- READ BACK PRESSURE PORT
- 4" THRU 12" - ALL ALUMINUM CONSTRUCTION
- 14" AND LARGER - ALL STEEL CONSTRUCTION
- 4" THRU 12" - 1" BYPASS
- 14" AND LARGER - 2" BYPASS
- LARGER SIZES AVAILABLE
- HIGHER TEST PRESSURES AVAILABLE

800 SERIES: HIGH PRESSURE PIPE PLUGS					
Part Number	Size Range	Required Inflation Pressure PSIG	Allowable Back Pressure PSIG	Length Inches	Diam. Inches
800-4	3.8-4.5	150	100	18.0	3.5
800-6	5.5-6.5	150	100	18.0	5.0
800-8	7.0-8.5	150	100	18.0	6.5
800-10	9.0-10.5	150	100	18.0	8.0
800-12	11.0-12.5	150	100	18.0	10.0
800-14	13.0-14.5	150	100	18.0	12.0
800-15	14.0-15.5	150	100	18.0	13.0
800-16	15.0-16.5	150	100	18.0	14.0
800-18	17.0-18.5	150	100	18.0	16.0
800-20	19.0-20.5	150	100	18.0	18.0
800-21	20.0-21.5	150	100	18.0	19.0
800-24	23.0-24.5	150	100	18.0	22.0
800-27	26.0-27.5	150	100	18.0	25.0
800-30	29.0-30.5	150	100	18.0	28.0
800-33	32.0-33.5	150	100	18.0	31.0
800-36	35.0-36.5	150	100	18.0	34.0

## 800 SERIES: HIGH PRESSURE PIPE PLUGS

Cont.



- 3 PLY DuPont KEVLAR® REINFORCED
- READ BACK PRESSURE PORT
- 4" THRU 12" - ALL ALUMINUM CONSTRUCTION
- 14" AND LARGER - ALL STEEL CONSTRUCTION
- 4" THRU 12" - 1" BYPASS
- 14" AND LARGER - 2" BYPASS
- LARGER SIZES AVAILABLE
- HIGHER TEST PRESSURES AVAILABLE

800 SERIES: HIGH PRESSURE PIPE PLUG					
Part Number	Size Range	Required Inflation Pressure PSIG	Allowable Back Pressure PSIG	Length Inches	Diam. Inches
800-39	38.0-39.5	150	100	18.0	37.0
800-42	41.0-42.5	150	100	18.0	40.0
800-45	44.0-45.5	150	100	18.0	43.0
800-48	47.0-48.5	150	100	18.0	46.0
800-54	53.0-54.5	150	100	18.0	52.0
800-60	59.0-60.5	150	100	18.0	58.0
800-66	65.0-66.5	150	100	18.0	64.0
800-72	71.0-72.5	150	100	18.0	70.0
800-78	77.0-78.5	150	100	18.0	76.0
800-84	83.0-84.5	150	100	18.0	82.0
800-90	89.0-90.5	150	100	18.0	88.0
800-96	95.0-96.5	150	100	18.0	94.0

## 900 SERIES: MULTI SIZE PIPE JOINT TESTER H.P.



- DOUBLES AS A GROUT PACKER
- 24" WIDE BLADDER
- ADJUSTABLE WHEELS
- HEAVY DUTY 6" CASTERS
- PATENTED TELESCOPIC PORTS
- ALL STEEL CONSTRUCTION
- DuPont® KEVLAR REINFORCED BLADDER
- AVAILABLE IN HIGHER OPERATING PRESSURES
- SUCCESSFULLY TESTS T-LOCK PIPE
- SEVERAL INCHES OF CLEARANCE BETWEEN BLADDER AND PIPE WALL, ALLOWING JOINT TESTER TO NEGOTIATE BENDS IN THE PIPELINE

### 900 SERIES: MULTI SIZE PIPE JOINT TESTER H.P.

Part Number	Size Range	Diam. Inches	Width Inches	Required Inflation Pressure PSIG	Allowable Test Pressure Air PSIG
900-3642	36-42	33.0	24.0	150	100
900-4248	42-48	39.0	24.0	150	100
900-4854	48-54	45.0	24.0	150	100
900-5460	54-60	51.0	24.0	150	100
900-6066	60-66	57.0	24.0	150	100
900-6672	66-72	63.0	24.0	150	100
900-7278	72-78	69.0	24.0	150	100
900-7884	78-84	75.0	24.0	150	100
900-8490	84-90	81.0	24.0	150	100
900-9096	90-96	87.0	24.0	150	100
900-96102	96-102	93.0	24.0	150	100



## 925 SERIES: MULTI SIZE COLLAPSIBLE JOINT TESTER



- 24" thru 60" Pipe
- Compatible With Today' s Non-standard Pipe I.D.' s
- Aluminum Construction
- Equipped with PANEL FOR AIR/WATER TESTING
- Adjustable, HEAVY DUTY 6" Wheels
- Removable Bladder is DuPont KEVLAR® REINFORCED
- Telescopic Test/Grout Port
- No Grout Band to Remove
- Works on T-Lock Pipe
- 0-25 PSI Test Pressure

### 925 SERIES: MULTI SIZE COLLAPSIBLE JOINT TESTER

Part Number	Size Range	Diam. Inches	Width Inches	Required Inflation Pressure PSIG	Max Allowable Test Pressure PSIG
925-3036	30.0-36.0	27.0	18.0	50	0-25
925-3642	36.0-42.0	33.0	18.0	50	0-25
925-4248	42.0-48.0	39.0	18.0	50	0-25
925-4854	48.0-54.0	45.0	18.0	50	0-25
925-5460	54.0-60.0	51.0	18.0	50	0-25

**CUSTOM SIZES AVAILABLE!**

- Fits through the standard 24" manhole by simply removing 2 steel pins -

The 18" width and collapsibility allows for insertion down a 24" manhole. Simply pull 2 pins to collapse.



## 950 SERIES: PIPE JOINT TESTERS SINGLE SIZE H.P.



- 18" WIDE BLADDER
- ADJUSTABLE WHEELS
- HEAVY DUTY 6" CASTERS FOR LESS ROLLING RESISTANCE
- PATENTED TELESCOPIC PORTS
- ALL STEEL CONSTRUCTION
- DuPont® KEVLAR REINFORCED BLADDER
- AVAILABLE IN HIGHER OPERATING PRESSURES
- Successfully tests T-LOCK PIPE
- GREATER CLEARANCE BETWEEN BLADDER AND PIPE WALL FOR EASIER MANEUVERABILITY



950 SERIES: PIPE JOINT TESTERS SINGLE SIZE H.P.					
Part Number	Size Range	Diam. Inches	Width Inches	Required Inflation Pressure PSIG	Allowable Test Pressure Air PSIG
950-24	24	21.0	18.0	150	100
950-27	27	24.0	18.0	150	100
950-30	30	27.0	18.0	150	100
950-33	33	30.0	18.0	150	100
950-36	36	33.0	18.0	150	100
950-39	39	36.0	18.0	150	100
950-42	42	39.0	18.0	150	100
950-45	45	42.0	18.0	150	100
950-48	48	45.0	18.0	150	100
950-54	54	51.0	18.0	150	100
950-60	60	57.0	18.0	150	100
950-66	66	63.0	18.0	150	100
950-72	72	69.0	18.0	150	100
950-78	78	75.0	18.0	150	100
950-84	84	81.0	18.0	150	100
950-90	90	87.0	18.0	150	100
950-96	96	93.0	18.0	150	100



# 1000 Series - Vacuum Test Equipment

AVAILABLE WITH OR WITHOUT WINDOW



MANHOLE VACUUM TEST PLATE		
Part Number	Diam. Inches	Weight Pounds
1000-12	12"	10 lbs.
1000-24	26"	20 lbs.
1000-36	38"	40 lbs.
1000-42	42"	50 lbs.

MANHOLE VACUUM TEST PLUG	
Part	Size
1000-1824	17.0-24.5
1000-2030	19.0-30.5
1000-2430	22.5-30.5
1000-3036	28.5-36.5
Inflation Pressure 40 PSI Designed for	

VENTURI PUMP	
Part Number	Product Description
1000-80	Max. Vacuum 18 Inches HG.
A whopping 40 CFM @ 10" HG. *Needs 80 CMF or Larger Compressor to Drive Pump	

MANHOLE VACUUM TEST PLATE w/WINDOW		
Part Number	Diam. Inches	Weight Pounds
1000-24W	26"	20 lbs.
1000-36W	38"	40 lbs.
1000-42W	42"	50 lbs.

MANHOLE VACUUM TEST PLUG w/WINDOW	
Part	Size
1000-1824W	17.0-24.5
1000-2030W	19.0-30.5
1000-2430W	22.5-30.5
1000-3036W	28.5-36.5
Inflation Pressure 40 PSI Designed for	

More Power, Faster Testing Time, Test in Seconds Not Minutes!

40 CFM at Full Load

COMPARE!

No Oil, Gas, Belts, or Maintenance Required. Lightweight and Easy to Use!

MANHOLE VACUUM PUMP - INLINE CONNECTION	
Part	Product
1000-500	Max. Vacuum 24 Inches HG.
25 CFM @ 15" HG. Motor - Honda 5.5 OHV 2 - 1 Reduction, Wet Clutch Recoil Start	



# 1100 Series - Air Test Equipment

- Simple single gauge and valve operation
- One hose, not three. Air is dumped in front of plugs, not run back to the panel, making for fast deflation of plugs and space
- Plugs and space automatically inflated with one turn of the control knob, making operation very simple.
- Simple operation means safer, time saving leak location.
- All this at no extra cost.
- Air motor driven reel to help roll out and recover hose neatly.



## AIR TEST REEL FOR LEAK LOCATING SEGMENT TEST

Part Number	Product Description
1100-300	500' Single Hose
<b>Motorized Reel Fastest Leak Location Reel Available!</b>	

## AIR TEST PANEL FOR LINE ACCEPTANCE

Part Number	Product Description
1100-150	Heavy Duty Construc-
1100-145-50	3/8" 50 FT. TRIPLE HOSE
1100-150-50	3/4" 50 FT. TRIPLE HOSE



## READ BACK HOSE WITH GAUGE

Length	Part
20 Feet	124-20
30 Feet	124-30
40 Feet	124-40



## COMPRESSOR HOSE WITH DIXON COUPLING: 3/8" DIAMETER

Length	Part
20 Feet	120-20
30 Feet	120-30
40 Feet	120-40



## COMPRESSOR HOSE WITH DIXON COUPLING: 3/4" DIAMETER

Length	Part
20 Feet	121-20
30 Feet	121-30
40 Feet	121-40



## PVC Caps -- Ported for Line Acceptance Testing

Diameter	Part
2	1100-02
3	1100-03
4	1100-04
6	1100-06



## SPACE HOSE FOR LEAK LOCATING SEGMENT TEST

Part Number
126-22

## Deflection Gauges, Mandrels and Proving Rings



- 4" - 24" Stationary Deflection gauges
- Lightweight T6061 Aluminum Construction
- Permanently marked letters - Cut in- Won't scrape off
- High Clearance to avoid getting stuck on debris

Deflection Gauges Available for **ANY** Size, Deflection, or application!



- 24" & Larger
- Lightweight T6061 Aluminum Construction (Avail. in Steel)
- High Clearance to Avoid Getting Stuck on Debris
- Permanently Marked with Size & Deflection - Won't Scrape Off - Letters Cut in to Fins
- One-Piece Forged Eyelets
- One Mandrel Fits all Size Fins
- Snap-Lock Fins
- No Tools Needed - No Bolts, Nuts, or Pins!
- Fits Down 24" Manhole

- PROVING RINGS AVAILABLE FOR ALL SIZES
- SIZE AND DEFLECTION CUT INTO RING - WILL NOT SCRAPE OFF



## HT Series - Mechanical Plugs



MECHANICAL PIPE PLUGS				
Part Number	Pipe Size I.D.	Bypass Size	Weight	Max Allowable
				Air (PSI)
HT-4	4	-	3/4	5
HT-4B	4	1/2"	3/4	5
HT-5	5	-	1	5
HT-5B	5	1/2"	1	5
HT-6	6	-	1 1/2	5
HT-6B	6	1/2"	1 1/2	5
HT-8	8	-	2 1/2	5
HT-8B	8	1/2"	2 1/2	5
HT-10B	10	1/2"	5 1/2	5
HT-12B	12	1/2"	6 1/2	5
HT-15B	15	1/2"	11 1/2	5
HT-18B	18	1/2"	16 1/2	5

## ME Series - Mechanical Plugs



**ME No Bypass**



**ME with Bypass**

MECHANICAL PIPE PLUGS				
Part Number	Pipe Size I.D.	Test Ports	Weight	Max Allowable
				Air (PSI)
ME-6	6	-		5
ME-6T	6	1/4" & 1/4"		5
ME-8	8	-		5
ME-8T	8	3/4" & 3/4"		5
ME-10	10	-		5
ME-10T	10	3/4" & 3/4"		5
ME-12	12	-		5
ME-12T	12	3/4" & 3/4"		5

## WE Series - Cleanout & Lateral Plugs



SHORT SERIES				
Part #	Pipe Size	Inflation Pressure	Max Air Pressure	Max Water Pressure (ft.hd.)
<b>WE-15S</b>	<b>1.25-1.50</b>	<b>40</b>	<b>13</b>	<b>30</b>
<b>WE-2S</b>	<b>2</b>	<b>40</b>	<b>13</b>	<b>30</b>
<b>WE-3S</b>	<b>3</b>	<b>32</b>	<b>13</b>	<b>30</b>
<b>WE-4S</b>	<b>4</b>	<b>32</b>	<b>13</b>	<b>30</b>



LONG SERIES					
Part #	Pipe Size	Inflation Pressure	Max Air Pressure	Max Water Pressure (ft.hd.)	Weight
<b>WE-2</b>	<b>2</b>	<b>40</b>	<b>13</b>	<b>30</b>	<b>1</b>
<b>WE-3</b>	<b>3</b>	<b>32</b>	<b>13</b>	<b>30</b>	<b>2</b>
<b>WE-4</b>	<b>4</b>	<b>32</b>	<b>13</b>	<b>30</b>	<b>2</b>



MULTI-SIZE SERIES					
Part #	Pipe Size	Inflation Pressure	Max Air Pressure	Max Water Pressure (ft.hd.)	Weight
<b>WE-46L</b>	<b>4-6</b>	<b>40</b>	<b>13</b>	<b>30</b>	<b>5</b>

# Inflation Ropes/Hoses & Accessories


Rope/Hose & Accessories for Inflation, Monitoring, & Placing of Plug-It Products Inflatable Pipe Plugs



130-6	Aluminum Telescopic Placement	\$ 186.90
	130-1	1/2" Pole Attachment
	130-2	5/8" Pole Attachment



1/4" EXTENSION HOSE FOR PIPE PLUGS	
Part	Length
118-3	3 ft
118-5	5 ft
118-6	6 ft
118-10	10 ft
118-12	12 ft
118-20	20 ft
118-30	30 ft
118-40	40 ft




3/4" INFLATION HOSE & READ BACK ROPE HOSE	
Part	Length
119-20	20 Feet
119-30	30 Feet
119-40	40 Feet



INFLATION ROPE HOSE FOR PIPE PLUGS	
Part	Length
122-10	10 Feet
122-20	20 Feet
122-30	30 Feet
122-40	40 Feet



INFLATION ROPE HOSE WITH GAUGE	
Part	Length
123-10	10 Feet
123-20	20 Feet
123-30	30 Feet
123-40	40 Feet



INFLATION ROPE HOSE W/GAUGE & DEFLATION VALVE	
Part	Length
125-10	10 Feet
125-20	20 Feet
125-30	30 Feet
125-40	40 Feet