


# Saws and Cutters



[Water Jet Root Cutters](#)



[Hydraulic Blade Cutters](#)



[Cutter Accessories and  
Blades](#)



[Cable Cutter](#)



[Lateral Cutters](#)



[Chain Cutters](#)


### Contractor Duty

Part Number: See Chart

#### Root Cutter motor with skid

Cleans pipes 6"-18"; supports special 18" root cutter blade as well as other color-coded concave, circular, cable-style cutters

- 1" shaft diameter
- Internally ported, heavy duty hydraulic power unit with built-in grease system
- 2250 inch-lbs torque prevents stalling
- 300-350 rpm speed insures extended tooth life
- Operates well at 50-80 gpm and 1500-2000 psi
- 5" dia. x 9" long
- Weighs 20 lbs (with 6" skids)
- White
- Replacement motor and nozzle only



(Part No. 906-3/4M and 9061M)

May be used with diamond saws and with 3/4" 60+ hp jet units

### Concave Circular SAW Choices

Pipe Size	Saw w/welded on arbor Part No.	Saw Only*Part	Blade Color
4"	1100-4	1205-4	Green
6"	1100-6	1205-6	Red
8"	1100-8	1205-8	White
10"	110-10	1205-10	Blue
12"	1100-12	1205-12	Orange
15"	1100-15	1205-15	Purple
18"	1100-18RT (Alternate Construction)		Gray
*Requires Bolt on Arbor Part No. 1205B (1□ )			

# Saws and Cutters

## Water Jet Root Cutters

### Contractor Duty

Part Number: See Chart

<b>SKIDS</b>
--------------

Pipe Size	Contractor Duty Skid Part No.
Ring	906 R
6"	906-6
8"	906-8
10"	906-10
12"	906-12
15"	906-15
18"	906-18

### Contractor Duty Kit

Part No. 906-¾

Part No. 906-1



- **Includes**
- Motor
- Choice of three color-coded concave circular saws up to 12"
- Choice of three skids
- Tool Box
- Hardware
- Instructions Manual
- (no tools required)
- 15"-18" saws available in kit at slightly higher price

When ordering, specify hose size and preference of bolt-on or welded arbor concave cutters.

# Saws and Cutters

## Hydraulic Blade Cutters

### 903 Kit

Part Number: 903

#### Kit Part No.

903-1/2

903-3/4

• **KIT INCLUDES:**

- Motor/Nozzle Assembly
- Set of 3 Skids (3 sizes)
- Choice of three Color-Coded Saws
- Tool Box
- Hardware
- Instruction Manual



Pipe Size	Saw Part No. (with welded arbor)	Saw Only* Part No.	Skid Part No.	Blade Color
4"	4HDP-W	1205-4	903-4 Skid Tube	Green
6"	6HDP-W	1205-6	903-6 bar weld mt.	Red
8"	8HDP-W	1205-8	903-8 3 plates	White
10	10HDP-W	1205-10	903-10 3 plates	Blue

Replacement motor/nozzle **Part No. 9031/2M** or **903 3/4M**

\*Requires a Bolt on arbor Part No. **1205A (5/8")**

**\*\*Add a Blade Style Cutter to your 903 NOTE:**  
Replacement parts may be purchased seperately.

# Saws and Cutters

## Hydraulic Blade Cutters

### 903 Small Pipe Root Cutter


**Part Number:** 903

**Root Cutter motor with kid**

Carves through obstructions in 3"-10" pipe. For use with 1/2" and 3/4" hose. Excellent for roots in residential or small commercial sewer pipe.

**When ordering specify hose size.**


- **5/8" shaft diameter**
- **5 hp hydraulic motor/nozzle unit with carbide exhaust jet**
- **Replaceable, long wearing, carbide water jets**
- **Can use circular and blade cutter style saw blades**
- **2 3/8" dia. x 8 7/8" long**



Circular, Concave Style Cutter

Part Number: See Chart

- High strength manganese steel
- Heat treated and tempered
- Available with welded or bolt-on arbors
- Concave shape of blade keeps teeth away from pipe walls, reducing wear as the circular blade rotates to slice through roots and other obstructions.



SAW Choices


PipeSize	Saw For 5/8" Shaft With welded-on arbor Part No.	Saw For 1" shaft With welded-on arbor Part No.	Bolt on Saw-Part No.	Blade Color
3"	3HDP-W			Yellow
4"	4HDP-W	1100-4	(Welded on arbor only)	
6"	6HDP-W	1100-6	1205-6	Red
8"	8HDP-W	1100-8	1205-8	White
10"	10HDP-W	1100-10	1205-10	Blue
12"	12HDP-W	1100-12	1205-12	Orange
15"		1100-15	1205-15	Purple
18"	Alternate Construction	1100-18RT		Gray

### Circular, Concave Style Cutter

Part Number: See Chart

**Carbide Saws** designed for prolonged use and aggressive cutting.

Every 5th tooth forward and every 10th tooth backward are Carbide.



**Carbide Saws**

Size	Bolt on Saw With Arbor Part No.	Blade Color
6"	1205-6C	Red
8"	1205-8C	White
10"	1205-10C	Blue

NOTE: Specify 5/8" or 1" shaft.

**NOTE: All saws are Color Coded for size and easy recognition**

## Saws and Cutters

### Cutter Accessories and Blades

#### **Concave Saw Arbor**

Part Number: See Below



For Bolt on Saws: Includes  
hex cap screw, cross bolt and  
lock nut

#### **Part No. 1205A**

5/8" Arbor

**For use on 903 Cutters** and  
motors with 5/8" shaft

#### **Part No. 1205B**

1" Arbor

**For use on 906 Cutters** and  
motors with 1" shaft

#### **Spring Blade Chuck**

Part Number: See Below

#### **Replacement chuck for Blade Style Cutter**

#### **Part No. 114**

1" Shaft

For use with 906 cutters

#### **Part No. 114A**

5/8" Shaft

For use with 903 cutters





# Saws and Cutters

## Cutter Accessories and Blades

### Spring Blade Style Cutter

Part Number: See Chart



**Pipe Size**

**Part No.**

4"

**4CUT**

6"

**6CUT**

8"

**8CUT**

10"

**10CUT**

12"

**12CUT**

15"

**15CUT**

18"

# Saws and Cutters

## Cable Cutter

### Cable Router



Part Number: CR-K

Scrapes full pipe diameter, removing grease, scale, roots, debris from cast iron and storm sewer pipes.

Use on all hydraulic root cutter motors Flexible cable passes over projectiles and offset joints

#### Kit Includes:

- Three color-coded cable sets (6",8",10")
- Stainless Steel Arbor, 1" or 5/8" (specify shaft size)
- Tool Box
- Hardware



Pipe Size	Cable Part No.	Cable Color
4"	CR-4	Green
6"	CR-6	Red
8"	CR-8	White
10"	CR-10	Blue
12"	CR-12	Orange
15"	CR-15	Purple

Replacement stainless steel Arbor  
Part No. CR-A (1") CR-B (5/8")



**NOTE:** Specify size when ordering.

# Saws and Cutters

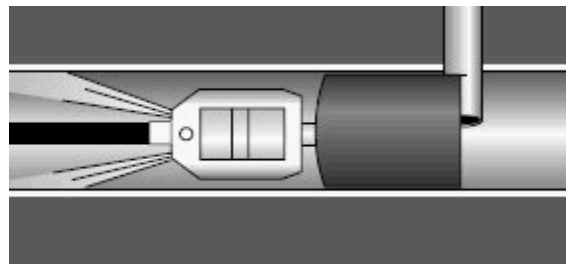
## Lateral Cutter

### Diamond Lateral Cutter

Part Number: DTS

**Slices laterally through cast iron, 3/4" rebar and anchors, clay tile, and concrete protruding into sewer lines.**

Although may be used on plastic pipe, recommend PVC Lateral



**After slicing, small nub remains. Cutter cannot cut extension flush with sewer because of sewer curvature**



Replacement motor and nozzle  
Part No. 906-1M

- Balanced, high torque hydraulic motor rated 35 gpm at 1500 psi
- 1" keyed shaft
- Finned skid positions in industrial diamond imbedded blade
- Can be used on sewer cleaners 35-80 gpm and 2000 psi.
- Available to clear 6", 8", 10", 12" and 15" pipes.

### Diamond Lateral Cutter

Part Number: DTS

**NOTE:** Color Coded to identify cutter size.

**Kit Includes:**

- Motor
- One diamond saw and skid
- Tool Box
- Hardware
- Instructions Manual



**Tool Box Not Shown**

### Diamond SAW and SKID Choices

Pipe Size	Saw Part No.	Skid Part No.	Kit Part No.
6"	DTS-6	906-6	906-6DTK
8"	DTS-8	906-8	906-8DTK
10"	DTS-10	906-10	906-10DTK
12"	DTS-12	906-12	906-12DTK
*Special Order *15"	DTS-15	906-15	906-15DTK

When ordering, indicate pipe size, hose size, flow rate and pressure.

# Saws and Cutters

## Lateral Cutter

### PVC Lateral Cutter

Part Number: CTS

Circular Saw to cut protruding PVC pipe in sewer lines. Specify pipe size when ordering.



Pipe Size In inches	Saws Part No.	Saw Color
6"	CTS-6	Red
8"	CTS-8	White
10"	CTS-10	Blue
12"	CTS-12	Orange
*15"	CTS-15	Purple

**\*Special Order**

**NOTE:** For cast iron and clay tile use the Diamond Cutter.



#### KIT INCLUDES:

- One motor
- One CTS pipe saw and skid
- Toolbox
- Hardware
- Instruction Manual

**Specify hose size when ordering.**

### Kit Saws and Skids

Pipe Size In inches	Saws Part No.	Skid Part No.	Kit Part No.
6"	CTS-6	906-6	906-6CTK
8"	CTS-8	906-8	906-8CTK
10"	CTS-10	906-10	906-10CTK
12"	CTS-12	906-12	906-12CTK
*15"	CTS-15	906-15	906-15CTK

# Saws and Cutters


## Chain Cutter

### Chain Cutter 02

**Part Number:** CHACUT-02

**1" hose size only**

- Designed for use in 8"-18"/20" pipe
- Heat treated alloy steel with ceramic like wear surface
- Heavy Duty bearing
- Interchangeable lengths of 7mm (9/32") heavy duty, square, heat treated chain
- 3 blade front cutter for more aggressive cutting
- Hose swivel for safety
- Requires pump capacity of at least 50 gpm flow and 1500 psi pressure
- 16" long, Approx. 23 lbs.



**Part No. CHACUT-02-16K**

**Includes:** Motor Assembly  
8", 10", and 12" chain assemblies  
8", 10", and 12" skid assemblies  
Toolbox  
Hardware Instruction Manual

**Part No. CHACUT-02-16K2**

**Includes:** Same as above plus  
15", 18"/20" chain assemblies  
15", 18"/20" skid assemblies

**PARTS MAY BE PURCHASED SEPARATELY:**

Motor Assembly	PipeSize	Chain Part No.(Set of three)	Skid Part No.(Set of three)	Color
CHACUT-02	8"	CC2-8	CC2-8SK	White
	10"	CC2-10	CC2-10SK	Blue
	12"	CC2-12	CC2-12SK	Orange
	15"	CC2-15	CC2-15SK	Purple
	18"/20"	CC2-18	CC2-18SK	Green

# Saws and Cutters

## Chain Cutter

### Chain Cutter 050

Part Number: CHACUT 050

- Designed for use in 3", 4", 6" pipe
- Heat treated alloy steel with ceramic like wear surface
- Interchangeable lengths of 4.5mm (6/32") square, heat treated chain
- (1) Blade front cutter - drill bit
- (2) Heavy duty bearings
- Requires pump capacity of at least 10 gpm flow and 4000 psi pressure
- Double cap screw positive chain retainer
- 5" long, approximately 2.5 lbs.



**NOTE: 8" and larger sizes available soon.**

Part No.	For Hose
CHACUT-050-8K	1/2"
CHACUT-050-12K	3/4"

### KIT INCLUDES:


- Motor assembly
- 3", 4", and 6" chain assemblies
- 3", 4", 6" skid assemblies
- Tool Box
- Hardware
- Instruction Manual



### Chain Cutter 050

Part Number: CHACUT 050

Chain designed to scrape the pipe. May be used in 8" pipe with 6" skid.



#### PARTS MAY BE PURCHASED SEPARATELY:

Motor Assembly	Pipe Size	Chain Part No.	Skid Part No.	Color
CHACUT-050	3"	CC050-3	CC050-3SK	Yellow
	4"	CC050-4	CC050-4SK	Green
	6"	CC050-6	CC050-6SK	Red

**NOTE:** When ordering, specify hose size.



# Saws and Cutters

## Chain Cutter

### Chain Cutter 1.5

Part Number: CHACUT 1.5

- Designed for use in 6", 8" and 10" pipe
- Heat treated alloy steel with ceramic like wear surface.
- Interchangeable lengths of 5.6mm (7/32") square, heat treated chain
- 3 blade front cutter for more aggressive cutting.
- Heavy Duty bearing
- Built-in hose swivel for safety
- Requires pump capacity of at least 25 gpm flow and 1500 psi pressure



#### KIT INCLUDES:

- Motor assembly
- 6", 8", and 10" chain assemblies
- 6", 8", and 10" skid assemblies
- Toolbox
- Hardware
- Instruction Manual

Part No.	For Hose Size
CHACUT-1.5-12K	3/4"
CHACUT-1.5-16K	1"

#### PARTS MAY BE PURCHASED SEPARATELY:

Motor Assembly	Pipe Size	Chain Part No. (Set of three)	Skid Part No. (Set of three)	Color
CHACUT-1.5	6"	CC1.5-6	CC1.5-6SK	Red
	8"	CC1.5-8	CC1.5-8SK	White
	10"	CC1.5-10	CC1.5-10SK	Blue

Optional: More aggressive scraper block chain available.